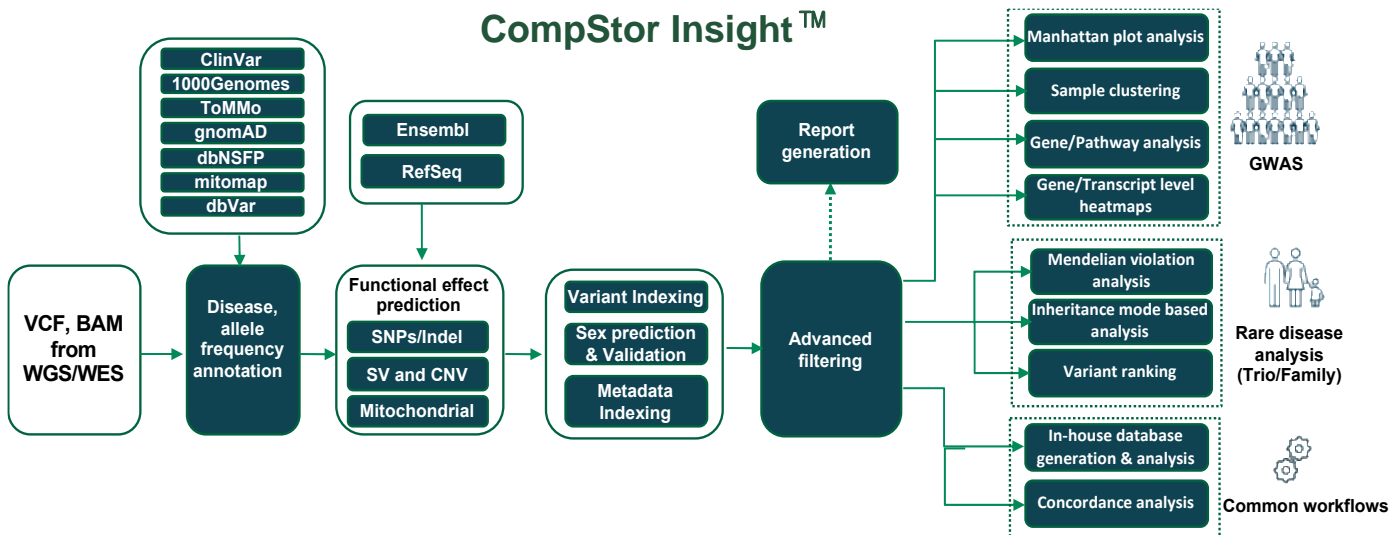
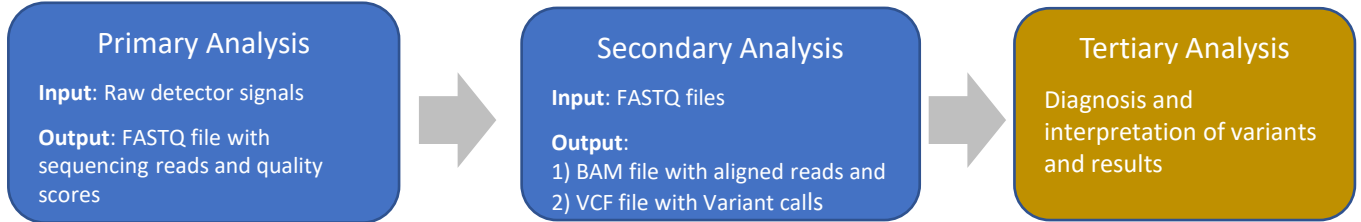


# COMPSTOR INSIGHT™

## Genome Tertiary Analysis Appliance

### Product Brief

For Research Use Only. Not for use in Diagnostic Procedures.



#### Overview

CompStor Insight™ is a high performance, tertiary analysis appliance that can be operated in the Cloud, Edge or on-premises. Researchers can use CompStor Insight™ to run their NGS tertiary analysis workflows and interpret the results using an intuitive user interface. CompStor Insight™ is highly customizable and supports a wide range of variant knowledge databases (ex: ClinVar, gnomAD) and gene databases (Ensembl, RefSeq). CompStor Insight™ integrates a highly efficient query engine to run user defined queries and also incorporates ML based scoring to identify candidates of interest.

#### Benefits

- ✓ Automated and integrated tertiary workflow. No scripting! – simpler to get results.
- ✓ Can process 1,000s of samples simultaneously, gaining new insights much faster.
- ✓ Highest data security – all personal data resides on premise, no slow uploading of clinical data to the cloud.
- ✓ Support for custom workflows, knowledge databases, and analysis to integrate seamlessly with existing processes and research areas.

## Product Highlights

CompStor Insight™ has been specially developed to accelerate the analysis and diagnostic needs of genomic research centers, academic institutions, government laboratories, hospitals, pharmaceutical, biotechnology, commercial molecular diagnostic laboratories, and consumer genomics companies.



### Annotation

Pathogenic status, allele frequencies, variant effect prediction

Seamlessly annotates known diseases and biological effects

Supports germline, SV, CNV, and NuMT VCFs



### Identification

Identification of Significant Variants

#### Manhattan Plot Analysis:

Summarizes genome-wide association data to spot regions of the genome that cross statistical significance thresholds



### Multi-sample analysis

**By Gene:** Most mutated genes across samples

**By Gene Pathways:** Most mutated gene pathways across samples

**By Disease:** Diseases with most known mutations across samples

**By Biological Effects:** Most mutated genes, gene pathways with high, moderate or low impact

**Trio Analysis :** Analysis of de novo mutations for trio samples, Biomarker discovery, Clustering, and Statistical analysis



### Flexible Storage

Works with on-premise or cloud storage backends

Automatically tiers data and keeps active data closer to compute

Brings data closer to analysis located at the "edge"

Incorporates advanced caching and data classification technologies to deliver performance



### Visualization

Integrated query and visualization of genomic data

Advanced variant query, genome viewer to assess the effects of variants

Zoom into Single Selected Gene

Concordance analysis



### Big Data

#### Variant knowledge databases

ClinVar, 1000 Genomes, gnomAD etc.

#### Gene databases

Ensembl, RefSeq, etc.

Can work with custom variant/disease databases



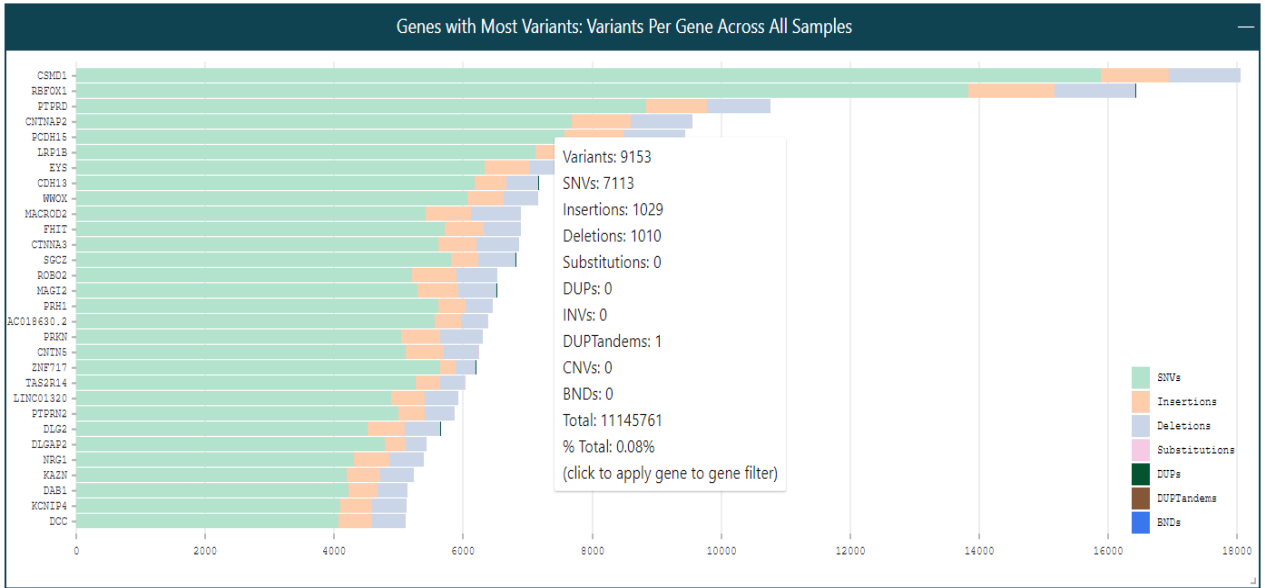
### Filtering

Identify candidates of interest

Filter by user defined queries, Quality control

## Analytics Highlights

### Most Mutated Genes



### Genomics Viewer



## CompStor® Scientific Computing

**Patient Samples Taken**

DNA sequenced using Illumina, PacBio or BGI sequencers

**SECONDARY ANALYSIS**

Whole Genome Sequencing

Variant Calling



..... CompStor Novos®

List of DNA variants exported

**TERTIARY ANALYSIS**

Annotation, Filtering, Visualization, Querying

Knowledge Databases



..... CompStor Insight™



Diagnostics & Therapy



Automated Knowledge Database Creation



Large GWAS Studies



Patient Profile Creation



Cloud, Edge or on-premise operation

For more information please email: [sales@omnitier.com](mailto:sales@omnitier.com)

For research use only. Not for use in clinical or diagnostic procedures.